

HIGH PERFORMING SLIDE BEARINGS, IDEAL FOR CONSTRUCTION

- High performing vibration mounts and slide bearings ideal for your construction applications
- Slide bearings to withstand fluctuating temperatures and thermal expansion of materials
- Custom solution capabilities available upon request



CUSTOM
SOLUTIONS
AVAILABLE




536



536



537



537



539



539



540



541



542



543

MORE THAN
400
MOTION
CONTROL
PRODUCTS
AVAILABLE

MOTION CONTROL




VIBRATION MOUNTS

536



SLIDE BEARINGS

540



GEAR WHEELS

543

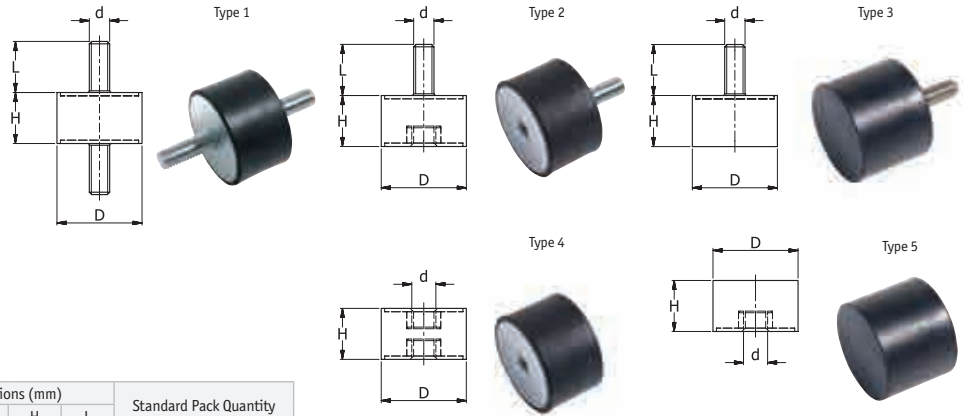
VIBRATION MOUNTS

Vibration Mounts

SR 5495

Zinc Plated Steel and Rubber

- Used for any application that requires the isolation of vibration
- Can be used in compression, shear or both – where there are no requirements for fail safe functionality
- Five options available



Part Number			Dimensions (mm)				Standard Pack Quantity
Type 1	Type 2	Type 3	d	D	H	L	
497699	497743	497765	M4	10	10	6	70
497700	497744	497766	M4	10	15	6	70
-	497745	497767	M4	15	10	10	40
-	497746	497768	M4	15	15	10	40
-	497747	497769	M4	15	20	10	40
497701	-	-	M5	15	10	10	40
497702	-	-	M5	15	15	10	40
497703	-	-	M5	15	20	10	40
-	497748	-	M5	20	15	15	45
-	497749	-	M5	20	20	15	45
-	497750	-	M5	20	25	15	45
-	-	497772	M6	20	25	15	45
497704	-	497770	M6	20	15	15	45
497705	-	497771	M6	20	20	15	45
497706	-	-	M6	20	25	15	45
497707	497751	497773	M6	25	20	20	35
497708	497752	497774	M6	25	25	20	35
497709	497753	497775	M6	25	30	20	35
497710	497754	497776	M8	30	25	25	20
497711	497755	497777	M8	30	30	25	20
497712	497756	497778	M8	30	35	25	20
497713	497757	497779	M8	40	35	33	20
497714	497758	497780	M8	40	40	33	20
497715	497759	497781	M8	40	45	33	20
497716	497760	497782	M10	50	45	38	20
497717	497761	497783	M10	50	50	38	20
497718	497762	497784	M10	60	60	43	10
497719	497763	497785	M10	70	70	43	5
497720	497764	497786	M16	100	50	46	8

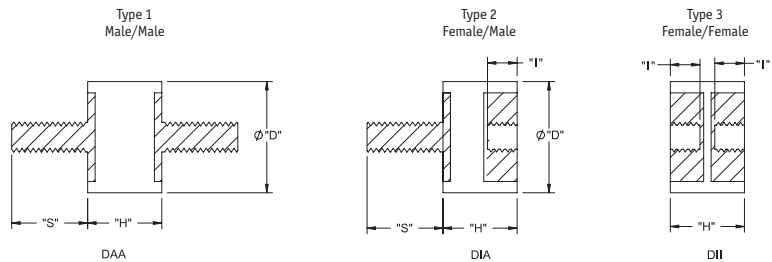
Part Number		Dimensions (mm)			Standard Pack Quantity
Type 4	Type 5	d	D	H	
497721	-	M3	10	10	70
497723	-	M3	15	10	40
497722	497788	M4	10	15	70
-	497787	M4	10	10	70
-	497789	M4	15	10	40
497724	497790	M4	15	15	40
497725	497791	M4	15	20	40
497726	497792	M6	20	15	45
497727	497793	M6	20	20	45
497728	497794	M6	20	25	45
497729	497795	M6	25	20	35
497730	497796	M6	25	25	35
497731	497797	M6	25	30	35
497732	497798	M8	30	25	20
497733	497799	M8	30	30	20
497734	-	M8	30	35	20
497735	497801	M8	40	35	20
497736	497802	M8	40	40	20
497737	497803	M8	40	45	20
497738	497804	M10	50	45	20
497739	497805	M10	50	50	20
497740	497806	M10	60	60	10
497741	-	M10	70	70	5
497742	497808	M16	100	50	8

Metric Vibration Mount

SR 6501

Base: Natural Rubber, 55 Shore A, 0 to -50°C

Inserts/Studs: Galvanised Steel ST37



Part Number	Type	Thread	Dimensions (mm)				Standard Pack Quantity
			"D" Ø	"H"	Stud Thread "S"	Insert Thread "I"	
SDD-DAA-15-8-M4	1	M4	15	8	10	-	100
SDD-DAA-2515-M6	1	M6	25	15	18.5	-	100
SDD-DAA-2520-M6	1	M6	25	20	18.5	-	100
SDD-DIA-1530-M4	2	M4	15	30	15	4	100
SDD-DIA-2025-M6	2	M6	20	25	19	6	100
SDD-DIA-1515-M4	2	M4	15	15	13	4	100
SDD-DII-1515-M4	3	M4	15	15	-	4	100

Rubber Stop

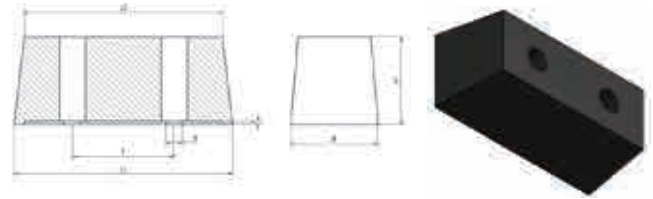
SR 6484

Zinc Plated Steel and Rubber

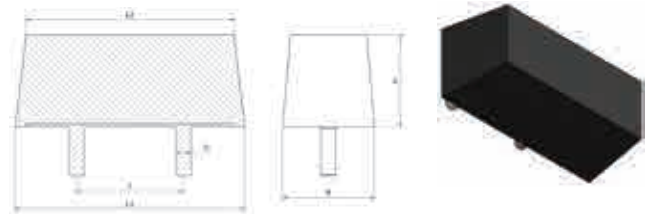
Part Number	Type	Dimensions (mm)							Standard Pack Quantity
		L1	L2	B	H	t	d		
552014	1	150	136	60	60	70	11	2	
552015	1	200	168	100	100	90	13	2	

Part Number	Type	Dimensions (mm)							Standard Pack Quantity
		L1	L2	B	H	t	G		
552016	2	150	136	60	60	70	M10 x 32	2	
552017	2	200	168	100	100	90	M12 x 36	2	

Type 1



Type 2

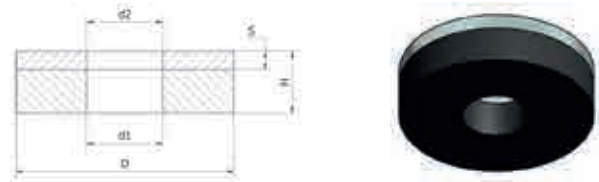


Bushing

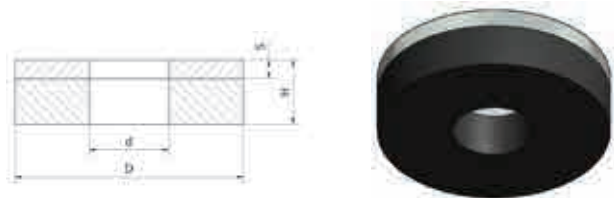
SR 6485

Natural Rubber/Steel

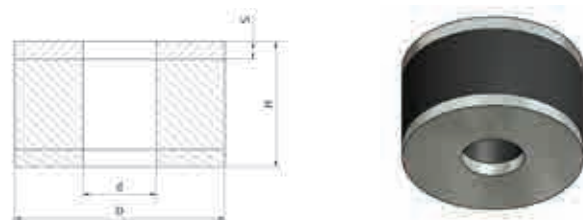
Type 1



Type 2



Type 3



Part Number	Type	Dimensions (mm)							Standard Pack Quantity
		D	H	d	d1	d2	s		
551999	1	30.0	16.0	-	16.0	9.0	3.0	20	
552000	1	40.0	20.0	-	17.0	9.0	3.0	20	
552001	1	50.0	20.0	-	22.0	11.0	3.0	20	
552002	1	60.0	20.0	-	25.0	11.0	4.0	10	
552003	1	80.0	20.0	-	32.0	13.0	4.0	5	
552004	2	40.0	10.0	10.0	-	-	2.0	200	
552005	2	62.0	6.0	14.0	-	-	3.0	100	
552006	2	100.0	30.0	21.0	-	-	4.0	8	
552007	3	15.0	25.0	6.0	-	-	2.0	40	
552008	3	20.0	25.0	6.0	-	-	2.0	48	
552009	3	40.0	20.0	13.0	-	-	3.0	20	
552010	3	40.0	40.0	13.0	-	-	3.0	20	
552011	3	50.0	30.0	21.0	-	-	3.0	20	
552012	3	80.0	30.0	21.0	-	-	3.0	5	
552013	3	100.0	40.0	21.0	-	-	4.0	8	

Conical Buffer

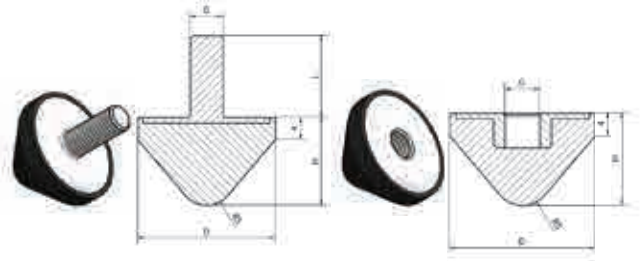
SR 6486

Zinc Plated Steel and Rubber

Type 1



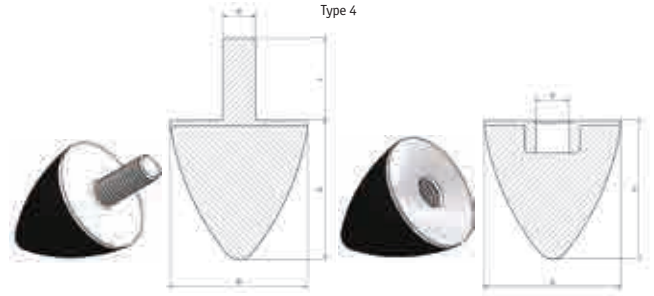
Type 3



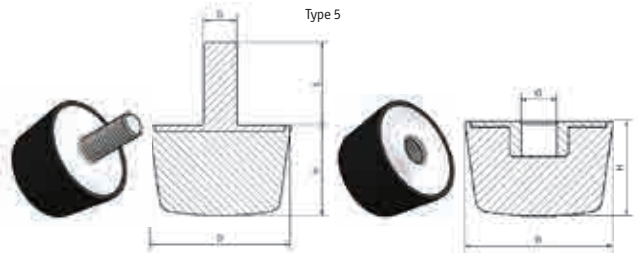
Type 2



Type 4



Type 5



Type 6



Part Number	Type	Dimensions (mm)				Standard Pack Quantity
		D	H	G	L	
551967	1	50.0	35.0	M10	10.0	20
551968	1	50.0	35.0	M10	-	20
551969	2	25.0	15.0	M6	18.0	35
551970	2	30.0	26.0	M8	48.0	35
551971	2	25.0	15.0	M6	-	35
551972	2	30.0	26.0	M8	-	20
551973	3	25.0	16.0	M8	20.0	35
551974	3	50.0	28.0	M8	28.0	20
551975	3	60.0	45.0	M10	28.0	10
551976	3	25.0	16.0	M8	-	35
551977	3	50.0	28.0	M8	-	20
551978	3	60.0	45.0	M10	-	10
551979	4	20.0	15.0	M6	10.0	45
551980	4	30.0	30.0	M8	20.0	20
551981	4	50.0	50.0	M10	28.0	20
551982	4	70.0	58.0	M12	32.0	5
551983	4	20.0	15.0	M6	-	45
551984	4	30.0	30.0	M8	-	20
551985	4	50.0	50.0	M10	-	20
551986	4	70.0	58.0	M12	-	5
551987	5	12.0	12.0	M4	10.0	35
551988	5	25.0	12.0	M6	18.0	35
551989	5	45.0	21.0	M8	46.0	20
551990	5	50.0	50.0	M10	28.0	20
551991	5	12.0	12.0	M4	-	35
551992	5	25.0	12.0	M6	-	35
551993	5	45.0	21.0	M8	-	20
551994	5	50.0	50.0	M10	-	20

Part Number	Type	Dimensions (mm)				Standard Pack Quantity
		A	B	C	G x H	
551995	6	43.0	30.0	35.0	M10 x 27	20
551996	6	63.0	57.5	50.0	M10 x 31	10
551997	6	43.0	30.0	35.0	M10	20
551998	6	63.0	57.5	50.0	M10	10

Vibration Mount

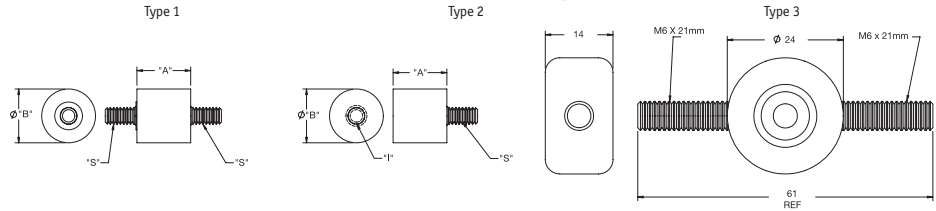
SR 6502

Rubber: Black Neoprene Rubber, 40 Shore A, -40 to 80°C

Screws: 1010-1020 Steel

Finish: Yellow Chromate Zinc

- Threaded metal insert may be blind clip, or through-nut



Part Number	Type	Dimensions (mm)		Stud Thread "S"	Insert Thread "I"	15% Deflection	Standard Pack Quantity
		"A"	"B"				
QM1	1	11.1	11.1	#6-32 x ¼	-	4	100
QM4	1	12.7	14.3	#8-32 x ¾	-	7	100
QM5	1	19.1	25.4	#1/4-20 x ½	-	20	100
QM7	1	14.3	12.7	#10-32 x ¾	-	1	100
QM1T	2	11.1	11.1	#6-32 x ¼	#6-32 x ¾	2	100
QM2T	2	11.1	11.1	#6-32 x ½	#6-32 x ¾	3	100
QM3T	2	12.7	11.1	#8-32 x ¾	#8-32 x ¾	4	100
QM4T	2	12.7	14.3	#8-32 x ¾	#8-32 x ¾	13	100
QM7T	2	14.3	12.7	#10-32 x ¾	#10-32 x ¾	5	100
QM8*	3	See Drawing	See Drawing	See Drawing	See Drawing	5	100

* Rubber: Black Butyl Rubber, 55 Shore A, -40 to 140°C. Stud: Brass

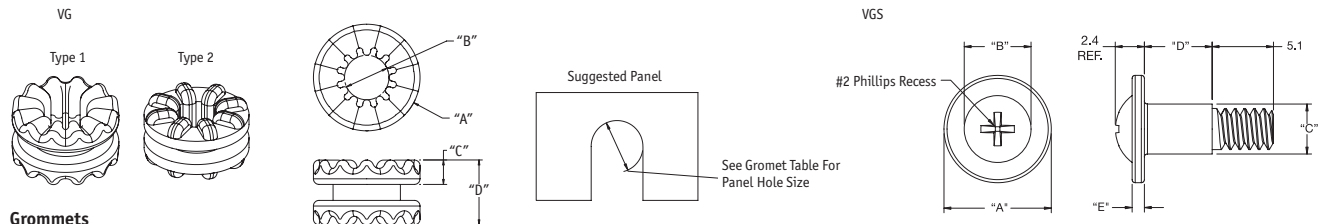
Vibration Grommet and Screw

SR 6503

Grommets: Black Neoprene Rubber, 60 Shore A, -40 to 50°C

Screws: 1022 Carbon Steel

Finish: Zinc with Clear Dichromate Plating



Grommets

Part Number	Type	Dimensions (mm)				Dim. "C" Typ.	Dim. "D" Ref.	Mating Screws	Standard Pack Quantity
		"A"	"B"	Panel Thickness	Panel Hole Ø				
VG-1	1	9.7	4	1.45	6.35	2.2	5.9	VG-1 or VG-4	1000
VG-2	1	14.4	4.8	1.60	9.53	3.3	8.2	VG-5	1000
VG-3	1	9.7	4	0.79	6.35	2.5	5.9	VG-1 or VG-4	1000
VG-4	1	14.4	4.8	1.09	9.53	3.6	8.2	VG-5	1000
VG-5	2	9.5	3.6	1.4	5.5	2.1	5.5	VG-3 or VG-6	1000

Screws

Part Number		Use With Grommet Part Number	Dimensions (mm)					Standard Pack Quantity
Thread: 6-32 UNC-2A	Thread: M3 x 0.5		"A"	"B" Ref.	"C"	"D"	"E"	
VG-1	VG-4	VG-1, VG-3	8.9	5.5	4.1	5.2	1.3	1000
VG-3	VG-6	VG-5	8.9	5.5	3.7	5	1.3	1000

VG Grommets are sold separately.

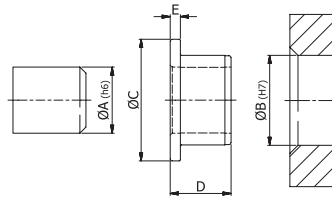
Nylon Slide Bearing with Flange

SR 1939

Natural Polyamide 6.6



- Suitable for DIN h6-H7 fitting
- Bearing clearance approx. 1% of the shaft diameter after assembly



Part Number		Dimensions (mm)					Standard Pack Quantity
Natural	Black	A	B	C	D	E	
008030000002	008030059902	3.0	5.0	8.0	7.0	2.2	100
008040000002	008040059902	4.0	6.0	9.0	8.0	2.0	100
008050000002	008050059902	5.0	8.0	11.0	10.0	2.0	100
008050400002	008050459902	5.3	7.3	15.0	5.0	1.5	100
008060000002	008060059902	6.0	9.0	12.0	11.0	2.0	100
008060200002	008060259902	6.2	7.8	12.0	10.0	2.0	100
008060600002	008060659902	6.2	9.1	12.0	18.0	2.0	100
008060900002	008060959902	6.0	10.0	15.0	8.5	2.0	100
008061000002	008061059902	6.0	9.0	12.0	6.0	2.0	100
008070600002	008070659902	7.4	9.0	14.7	4.3	1.5	100
008080000002	008080059902	8.0	11.0	16.0	13.0	2.0	100
008080900002	008080959902	8.0	12.0	16.0	6.0	2.0	100
008081000002	008081059902	8.0	14.0	20.0	10.0	2.0	100
008081100002	008081159902	8.0	11.0	16.0	7.0	2.0	100
008081200001	008081259901	8.1	10.1	13.0	10.8	0.8	100
008100000002	008100059902	10.0	13.0	18.0	15.0	2.0	100
008100200002	008100259902	10.5	13.0	21.0	15.0	3.0	100
008101000002	008101059902	10.0	12.0	16.0	6.0	2.0	100
008101100002	008101159902	10.0	14.0	20.0	10.0	2.0	100
008101200002	008101259902	10.0	16.0	21.0	10.0	2.0	100
008101400002	008101459902	10.0	13.0	18.0	8.0	2.0	100
008101600002	008101659902	10.0	13.0	21.0	16.0	3.0	100
008120000002	008120059902	12.0	16.0	21.0	19.0	2.0	100
008120400002	008120459902	12.4	18.0	24.0	18.0	2.0	100

Part Number		Dimensions (mm)					Standard Pack Quantity
Natural	Black	A	B	C	D	E	
008120600002	008120659902	12.0	14.0	20.0	10.0	2.0	100
008120700002	008120759902	12.0	16.0	21.0	10.0	2.0	100
008140000002	008140059902	14.0	18.0	28.0	21.0	3.0	100
008150400002	008150459902	15.2	20.1	24.0	12.0	2.0	100
008160000002	008160059902	16.0	20.0	28.0	22.0	2.5	100
008160300002	008160359902	16.0	20.0	28.0	15.5	2.5	100
008160400002	008160459902	16.0	22.0	30.0	15.0	2.5	100
008180000002	008180059902	18.0	22.0	30.0	25.0	2.5	100
008180300002	008180359902	18.5	20.0	23.5	7.5	1.4	100
008180500002	008180559902	18.3	22.1	30.0	12.0	2.5	100
008200000002	008200059902	20.0	24.0	30.0	26.0	2.0	100
008200200002	008200259902	20.0	24.0	30.0	15.0	2.0	100
008200300002	008200359902	20.0	25.0	30.0	15.0	2.0	100
008200400002	008200459902	20.0	26.0	30.0	15.0	2.0	100
008240000002	008240059902	24.0	30.0	37.0	30.0	2.5	100
008250000002	008250059902	25.0	30.0	37.0	30.0	2.5	100
008280000002	008280059902	28.0	33.0	40.0	33.0	2.5	100
008300000002	008300059902	30.0	35.0	42.0	35.0	2.5	100
008320000002	008320059902	32.0	38.0	45.0	38.0	3.0	100
008400000002	008400059902	40.0	46.0	55.0	46.0	3.0	100
008500000002	008500059902	50.0	56.0	67.0	50.0	3.5	100
008600000002	008600059902	60.0	68.0	81.0	50.0	4.0	100

QUESTIONS? GIVE US A CALL

Our Customer Service advisors can also help you find the right product for your application.

Call 0845 758 5070
www.essentracomponents.co.uk



Nylon and PTFE Slide Bearing with Flange

SR 1936

Black Polyamide 6.6 with PTFE compound

- Made from Polyamide 6.6, carbon fibre and PTFE compound
- Very low friction and good heat discharge
- Suitable for DIN h6-H7 fitting
- Friction coefficient 0.11 (statistical)
- Bearing clearance approx. 1% of the shaft diameter after assembly

Part Number	Dimensions (mm)					Standard Pack Quantity
	A	B	C	D	E	
008705011442	6.0	8.0	12.0	4.0	1.0	100
008707011442	6.0	8.0	12.0	6.0	1.0	100
008709011442	6.0	8.0	12.0	8.0	1.0	100
008711011442	6.0	8.0	12.0	10.0	1.0	100
008713011442	8.0	10.0	15.0	5.5	1.0	100
008715011442	8.0	10.0	15.0	7.5	1.0	100
008717011442	8.0	10.0	15.0	10.0	1.0	100
008719011442	8.0	10.0	15.0	15.0	1.0	100
008721011442	10.0	12.0	18.0	6.0	1.0	100
008723011442	10.0	12.0	18.0	9.0	1.0	100
008725011442	10.0	12.0	18.0	12.0	1.0	100
008727011442	10.0	12.0	18.0	15.0	1.0	50
008729011442	12.0	14.0	20.0	9.0	1.0	50
008731011442	12.0	14.0	20.0	12.0	1.0	50
008733011442	12.0	14.0	20.0	15.0	1.0	50
008735011442	12.0	14.0	20.0	20.0	1.0	50
008737011442	14.0	16.0	22.0	12.0	1.0	50
008739011442	14.0	16.0	22.0	17.0	1.0	50
008741011442	15.0	17.0	23.0	9.0	1.0	50
008743011442	15.0	17.0	23.0	12.0	1.0	50
008745011442	15.0	17.0	23.0	17.0	1.0	50
008747011442	16.0	18.0	24.0	12.0	1.0	50
008749011442	16.0	18.0	24.0	17.0	1.0	50
008751011442	18.0	20.0	26.0	12.0	1.0	50
008753011442	18.0	20.0	26.0	17.0	1.0	50
008755011442	20.0	23.0	30.0	11.5	1.5	10
008757011442	20.0	23.0	30.0	16.5	1.5	10
008759011442	20.0	23.0	30.0	21.5	1.5	10
008761011442	25.0	28.0	35.0	16.5	1.5	10
008763011442	25.0	28.0	35.0	21.5	1.5	10
008765011442	25.0	28.0	35.0	30.0	1.5	10
008767011442	30.0	34.0	42.0	16.0	2.0	10
008769011442	30.0	34.0	42.0	26.0	2.0	10
008771011442	30.0	34.0	42.0	37.0	2.0	10
008773011442	32.0	36.0	45.0	16.0	2.0	10
008775011442	32.0	36.0	45.0	26.0	2.0	10
008777011442	35.0	39.0	47.0	16.0	2.0	10
008779011442	35.0	39.0	47.0	26.0	2.0	10
008781011442	40.0	44.0	52.0	30.0	2.0	10
008783011442	40.0	44.0	52.0	40.0	2.0	10
008785011442	45.0	50.0	58.0	30.0	2.0	10
008787011442	45.0	50.0	58.0	50.0	2.0	10

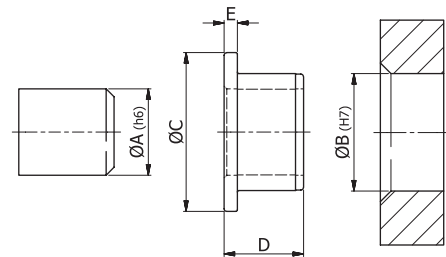


Plate Bearing

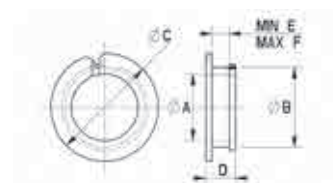
SR 2019

Natural Polyamide 6.6

- Minimum clearance at indicated shaft and hole dimensions 0.03mm
- Simply twist the bearing into the hole thanks to the compensation gap



Part Number	Dimensions (mm)						Standard Pack Quantity
	A	B	C	D	E	F	
164001000002	3	4.2	6	3.6	1.5	2.0	50
164002000002	4	5.2	7	3.6	1.5	2.0	50
164003000002	5	6.2	8	3.6	1.5	2.0	50
164004000002	6	7.3	11	3.6	1.5	2.0	50
164005000002	8	9.6	13	3.6	1.5	2.0	50
164006000002	10	11.7	15	3.6	1.5	2.0	50
164007000002	12	13.6	17	3.6	1.5	2.0	50



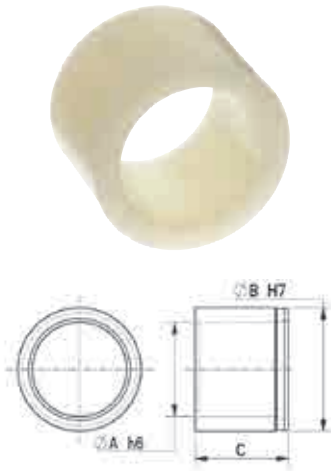
All round Slide Bearing

SR 2018

Polyamide 6.6, Glass fibre, PTFE

Colour: Grey

- All round slide bearing
- High pressure load
- Maintenance free
- Suitable for DIN h6-H7 fitting



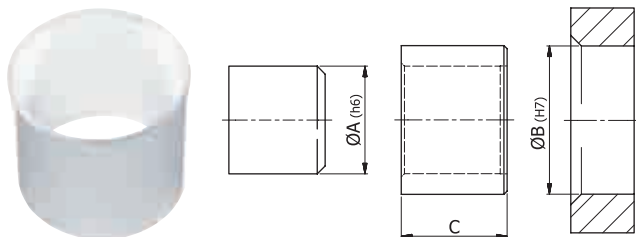
Part Number	Dimensions (mm)			Standard Pack Quantity
	A	B	C	
103502023243	6.0	8.0	4.0	100
103504023243	6.0	8.0	6.0	100
103506023243	6.0	8.0	8.0	100
103508023243	6.0	8.0	10.0	100
103510023243	8.0	10.0	5.5	100
103512023243	8.0	10.0	7.5	100
103514023243	8.0	10.0	10.0	100
103516023243	8.0	10.0	15.0	100
103518023243	10.0	12.0	6.0	100
103520023243	10.0	12.0	9.0	100
103522023243	10.0	12.0	12.0	50
103524023243	10.0	12.0	15.0	50
103526023243	12.0	14.0	9.0	50
103528023243	12.0	14.0	12.0	50
103530023243	13.0	14.0	15.0	50
103532023243	12.0	14.0	20.0	50
103534023243	14.0	16.0	15.0	50
103536023243	14.0	16.0	20.0	50
103538023243	15.0	17.0	12.0	50
103542023243	15.0	17.0	20.0	50
103544023243	16.0	18.0	12.0	50
103546023243	16.0	18.0	15.0	50
103548023243	16.0	18.0	20.0	50
103550023243	18.0	20.0	12.0	50
103552023243	18.0	20.0	15.0	50
103554023243	18.0	20.0	20.0	10
103556023243	20.0	23.0	15.0	10
103558023243	20.0	23.0	20.0	10
103560023243	20.0	23.0	25.0	10
103562023243	25.0	28.0	20.0	10
103564023243	25.0	28.0	30.0	10
103566023243	30.0	34.0	20.0	10
103568023243	30.0	34.0	25.0	10
103570023243	30.0	34.0	30.0	10
103572023243	30.0	34.0	40.0	10
103574023243	32.0	36.0	20.0	10
103576023243	32.0	36.0	30.0	10
103580023243	35.0	39.0	30.0	10
103582023243	35.0	39.0	40.0	10
103584023243	40.0	44.0	30.0	10
103586023243	40.0	44.0	40.0	10
103588023243	45.0	50.0	30.0	10
103590023243	45.0	50.0	50.0	10

Nylon Cylindrical Slide Bearing

SR 1932

Natural Polyamide 6.6

- Suitable for soundless hinging and low R.P.M machines
- Suitable for DIN h6-H7 fitting
- Impervious to dirt ingress, weather and chemical corrosion
- Bearing clearance approx. 1% of the shaft diameter after assembly



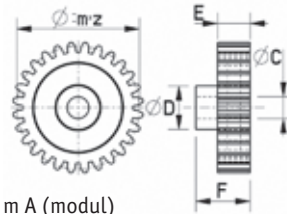
Part Number	Dimensions (mm)			Standard Pack Quantity
	A	B	C	
103081200002	8	12	10	100
103081400002	8	14	10	100
103101200002	10	12	10	100
103101400002	10	14	10	100
103101600002	10	16	10	100
103121400002	12	14	10	100
103121600002	12	16	10	100
103121800002	12	18	14	100
103152000002	15	20	15	100
103152200002	15	22	15	100
103162000002	16	20	15	100
103162200002	16	22	15	100
103202400002	20	24	15	100
103202500002	20	25	15	100
103202600002	20	26	20	100

Gear Wheel

SR 2021

Natural POM

- Usable up to 95°C
- Available in modules 0.5, 1, 1.5 and 2
- B = number of teeth



m A (modul)
z B
alpha 20°
DIN 16901-140



Part Number	Dimensions (mm)						Standard Pack Quantity
	A	B	C	D	E	F	
104002700005	0.5	15	3.0	6.0	3.0	10.0	10
104002900005	0.5	20	4.0	8.0	3.0	10.0	10
104003000005	0.5	25	4.0	10.0	3.0	10.0	10
104003100005	0.5	30	4.0	12.0	3.0	10.0	10
104003200005	0.5	35	4.0	12.0	3.0	10.0	10
104003300005	0.5	40	4.0	12.0	3.0	10.0	10
104003500005	0.5	48	6.0	15.0	3.0	10.0	10
104003600005	0.5	50	6.0	15.0	3.0	10.0	10
104003700005	0.5	60	6.0	15.0	3.0	10.0	10
104003800005	0.5	72	6.0	15.0	3.0	10.0	10
104003900005	0.5	96	6.0	15.0	3.0	10.0	10
104004000005	0.5	120	6.0	15.0	3.0	10.0	10
104000100005	1.0	12	4.0	9.0	8.0	16.0	10
104000200005	1.0	15	4.0	9.0	8.0	16.0	10
104000300005	1.0	18	4.0	9.0	8.0	16.0	10
104000400005	1.0	20	6.0	12.0	8.0	16.0	10
104000500005	1.0	21	6.0	12.0	8.0	16.0	10
104000600005	1.0	24	6.0	12.0	8.0	16.0	10
104000700005	1.0	28	6.0	12.0	8.0	16.0	10
104000800005	1.0	30	6.0	12.0	8.0	16.0	10
104000900005	1.0	32	6.0	12.0	8.0	16.0	1
104001000005	1.0	35	8.0	16.0	8.0	20.0	1
104001100005	1.0	40	8.0	16.0	8.0	20.0	1
104001200005	1.0	45	8.0	16.0	8.0	20.0	1

Part Number	Dimensions (mm)						Standard Pack Quantity
	A	B	C	D	E	F	
104001200005	1.0	45	8.0	16.0	8.0	20.0	1
104001300005	1.0	50	8.0	16.0	8.0	20.0	1
104001400005	1.0	60	8.0	16.0	8.0	20.0	1
104004100005	1.5	12	6.0	14.0	12.0	23.0	1
104004200005	1.5	15	6.0	14.0	12.0	23.0	1
104004300005	1.5	18	8.0	17.0	12.0	23.0	1
104004400005	1.5	20	8.0	17.0	12.0	23.0	1
104004500005	1.5	24	8.0	18.0	12.0	23.0	1
104004700005	1.5	30	10.0	24.0	12.0	23.0	1
104004800005	1.5	35	10.0	24.0	12.0	23.0	1
104004900005	1.5	40	10.0	24.0	12.0	23.0	1
104001500005	2.0	12	8.0	18.0	15.0	25.0	1
104001600005	2.0	15	8.0	18.0	15.0	25.0	1
104001700005	2.0	18	8.0	18.0	15.0	25.0	1
104001800005	2.0	20	10.0	20.0	15.0	25.0	1
104001900005	2.0	21	10.0	20.0	15.0	25.0	1
104002000005	2.0	24	10.0	20.0	15.0	25.0	1
104002100005	2.0	25	10.0	20.0	15.0	25.0	1
104002200005	2.0	28	10.0	20.0	15.0	25.0	1
104002300005	2.0	30	10.0	20.0	15.0	25.0	1
104002400005	2.0	32	12.0	24.0	15.0	30.0	1
104002500005	2.0	35	12.0	24.0	15.0	30.0	1
104002600005	2.0	40	12.0	24.0	15.0	30.0	1

EVEN MORE ONLINE: FAN ACCESSORIES AND DAMPERS

Get even more choice online. Check out our fan accessories that provide protection and mounting for small DC and AC fans, perfect for industrial and computing applications.

You can also find our extensive range of dampers online including rotary damper body, press fit gear wheel, heavy-duty rotary dampers and more.

To get started, visit
www.essentracomponents.co.uk

